

# Natural Elevation



## TECHNICAL SPECIFICATIONS

Country of Origin:	Australia	Colours:	8 Standard
Yarn:	100% Wool	Surface Texture:	Patterned Loop Pile
Gauge:	47.2/10cm (1/12th Gauge)	Total Product Thickness:	7 (+/- 1.0)mm
Pile Height:	4.5 (+/- 1.0)mm	Pile Weight:	1290.00g/m <sup>2</sup> (38oz)
Backing:	Enviro Bac®	Size:	500mm x 500mm
Installation Method:	Quarter Turn, Ashlar, Brick	Type:	Carpet Tiles and Planks
Units Per Box:	14	m <sup>2</sup> per box:	3.5
m <sup>2</sup> per pallet:	126	Pattern Repeat:	Not Applicable

## PERFORMANCE

Anti-Static:	(AATCC 134) <math>\leq 3.5\text{KV}</math> at 21°C & 20% Relative Humidity
Flammability:	CRF 10.2kW/m <sup>2</sup> (Direct Stick)~
Colourfast to light:	(ISO 105-B-02-1994) 5-6
Light Reflectance:	Available on Request
Stain Resistance:	Natural Wool Fibre Stain Resistance
ACCS Rating:	Contract Extra Heavy Duty - 4 Star
Recommended Adhesive:	Refer to our GH Commercial Adhesive Guide <a href="http://www.ghcommercial.com">www.ghcommercial.com</a>

## SUSTAINABILITY

PVC Minimisation:	PVC Free
Indoor Air Quality:	Green Building Council compliant for VOC emission rate limits
Product Transparency:	Declare Red List Free
Green Star:	Environmental Certification Scheme (ECS). Level 4 - Certificate #13086
Accreditation:	Manufactured under a quality, environmental and health and safety system certified and complying with ISO 9001, ISO 14001 and ISO 45001 by accredited certification bodies.



Australian Made



PVC Free



ECS Level 4



ISO 14001 Environment Management System



ISO 9001 Quality Management System



Declare



Contract Extra Heavy Duty - 4 Star



Wool



Patterned Loop Pile



Premium




Declare® Red List Free




Masterspec Partner


# Natural Elevation




680  
Awassi Fleece




750  
Romney Fleece



760  
Drysdale Fleece



780  
Corriedale Fleece



790  
Perendale Fleece



870  
Polwarth Fleece



890  
Lincoln Fleece



960  
Charolais Fleece

# Natural Elevation



Specifications and colourations are subject to manufacturing tolerances. As part of the GH Commercial continuous improvement program, GH Commercial reserves the right to change the specifications of or delete colours of this product without notice. While all care is taken, product images may vary in colour due to possible printing process variations. Images do not seek to duplicate the exact visual appearance, but serve merely as a guide or point of reference.

#### Manufacturing Standards:

All specifications and colours are subject to manufacturing tolerances and may be changed or discontinued without notice. Product images are for reference only; actual colours may vary from samples due to printing variations, dye lot differences, production runs, and lighting conditions. All variations are within industry standards.

#### Natural Product Characteristics:

Depending on style and fibre, commercial carpet tiles, planks, and broadloom may develop natural characteristics over time:

**Tile-to-Tile Variation:** Commercial carpet tiles and planks may display natural variations in colour, texture, and pattern between individual tiles or planks. These variations are inherent characteristics of the product and do not constitute a manufacturing defect.

**Permanent Pile Reversal/Shading:** Cut pile and cut-and-loop carpets may appear lighter or darker in different areas of the same installation (also called watermarking or pile reversal). This is an inherent characteristic of these carpet styles and does not constitute a manufacturing defect.

**Tracking:** Footprint impressions may occur on plush cut pile surfaces, especially in high-traffic commercial areas. Vacuuming removes these marks, though they may reappear with use.

**Other characteristics:** Panelling, shift lines, or phasing may develop depending on carpet style and fibre.

#### Pattern Matching:

Patterned carpet tiles and planks naturally vary in size and appearance. Skilled installers will achieve close pattern alignment in most cases, though exact matches cannot be guaranteed.

#### Installation:

All GH Commercial carpet tiles, planks, and broadloom carpets must be professionally installed following AS/NZS 2455.1:2007 standards and relevant GH Commercial Installation Instructions. Proper subfloor preparation, moisture testing, and adhesive application are essential for product performance and warranty validation.

#### Maintenance:

Regular vacuuming and periodic professional cleaning are essential to maintain appearance and performance. Chair pads are recommended under office chairs with roller castors to preserve appearance retention, prevent delamination, and avoid premature wear. Walk-off tiles from the Tuff Stuff II Collection are recommended at entryways to reduce soiling. Refer to specific maintenance guidelines for your product to ensure optimal performance in commercial environments.

#### Warranty:

All GH Commercial carpet products carry a warranty supported by New Zealand after-sales service. Commercial warranties are provided in addition to any rights consumers may have under New Zealand consumer law and are issued on a project-by-project basis with specific terms and conditions.

For detailed warranty information, installation guidelines, care instructions, and product characteristics, visit [www.ghcommercial.com](http://www.ghcommercial.com) or call 0800 500 210. For project-specific warranty enquiries, contact your GH Commercial Account Manager.

Test results and certificates available on request.