

Enchant 48



TECHNICAL SPECIFICATIONS

Country of Origin:	New Zealand	Colours:	12 Standard
Yarn:	New Zealand Wool	Surface Texture:	Cut Pile Twist
Gauge:	31.5/10cm (1/8th Gauge)	Total Product Thickness:	13 (+/- 1.0)mm
Pile Height:	10 (+/- 1.0)mm	Pile Weight:	1627.00g/m ² (48oz)
Backing:	Woven Polypropylene	Installation Method:	Conventionally Laid
Type:	Residential Broadloom	Roll Width:	3.66
Secondary Backing:	6oz Jute	Pattern Repeat:	Not Applicable

PERFORMANCE

Stain Resistance:	Natural Wool Fibre Stain Resistance
ACCS Rating:	Residential Extra Heavy Duty & Stairs - 6 Star, Contract Heavy Duty - 3 Star

SUSTAINABILITY

Green Star: Environmental Certification Scheme (ECS). Level 4 Maximum Points - Certificate #28021



Made in New Zealand



Cut Pile Twist



Wool



ECS Level 4



Residential Extra Heavy Duty & Stairs - 6 Star



Contract Heavy Duty - 3 Star



Premium



Declare® Red List Free

Enchant 48



130
Snowberry



188
Red Tussock



360
Kowhai




537
Drylands




580
Woodland



593
Alluvial




733
Blue Fescue




758
Pipit Bird



780
Cinder



905
Greywacke



950
Horopito



990
Kawakawa

Enchant 48



Specifications and colourations are subject to manufacturing tolerances. As part of the GH Commercial continuous improvement program, GH Commercial reserves the right to change the specifications of or delete colours of this product without notice. While all care is taken, product images may vary in colour due to possible printing process variations. Images do not seek to duplicate the exact visual appearance, but serve merely as a guide or point of reference.

Manufacturing Standards:

All specifications and colours are subject to manufacturing tolerances and may be changed or discontinued without notice. Product images are for reference only; actual colours may vary from samples due to printing variations, dye lot differences, production runs, and lighting conditions. All variations are within industry standards.

Natural Product Characteristics:

Depending on style and fibre, commercial carpet tiles, planks, and broadloom may develop natural characteristics over time:

Tile-to-Tile Variation: Commercial carpet tiles and planks may display natural variations in colour, texture, and pattern between individual tiles or planks. These variations are inherent characteristics of the product and do not constitute a manufacturing defect.

Permanent Pile Reversal/Shading: Cut pile and cut-and-loop carpets may appear lighter or darker in different areas of the same installation (also called watermarking or pile reversal). This is an inherent characteristic of these carpet styles and does not constitute a manufacturing defect.

Tracking: Footprint impressions may occur on plush cut pile surfaces, especially in high-traffic commercial areas. Vacuuming removes these marks, though they may reappear with use.

Other characteristics: Panelling, shift lines, or phasing may develop depending on carpet style and fibre.

Pattern Matching:

Patterned carpet tiles and planks naturally vary in size and appearance. Skilled installers will achieve close pattern alignment in most cases, though exact matches cannot be guaranteed.

Installation:

All GH Commercial carpet tiles, planks, and broadloom carpets must be professionally installed following AS/NZS 2455.1:2007 standards and relevant GH Commercial Installation Instructions. Proper subfloor preparation, moisture testing, and adhesive application are essential for product performance and warranty validation.

Maintenance:

Regular vacuuming and periodic professional cleaning are essential to maintain appearance and performance. Chair pads are recommended under office chairs with roller castors to preserve appearance retention, prevent delamination, and avoid premature wear. Walk-off tiles from the Tuff Stuff II Collection are recommended at entryways to reduce soiling. Refer to specific maintenance guidelines for your product to ensure optimal performance in commercial environments.

Warranty:

All GH Commercial carpet products carry a warranty supported by New Zealand after-sales service. Commercial warranties are provided in addition to any rights consumers may have under New Zealand consumer law and are issued on a project-by-project basis with specific terms and conditions.

For detailed warranty information, installation guidelines, care instructions, and product characteristics, visit www.ghcommercial.com or call 0800 500 210. For project-specific warranty enquiries, contact your GH Commercial Account Manager.

Test results and certificates available on request.